



SAW Components

Data Sheet B4065





SAW Components	B4065
Low-Loss Filter	940,0 MHz

Data Sheet

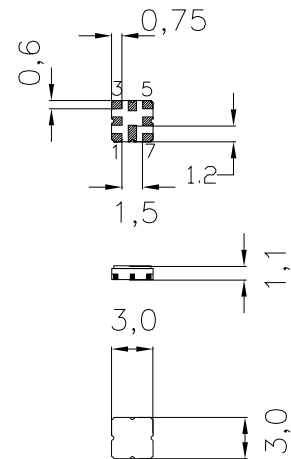
SMD ceramic package **QCC8D**

Features

- Low loss IF filter for HiperLAN
- Balanced to balanced operation
- Package for **Surface Mounted Technology (SMT)**

Terminals

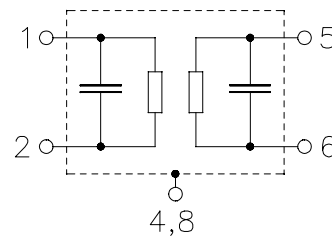
- Ni, gold-plated



Dimensions in mm, approx. weight 0,037 g

Pin configuration

- 1 Input
- 2 Input
- 5 Output
- 6 Output
- 3, 7 To be grounded
- 4, 8 Case - ground



Type	Ordering code	Marking and Package according to	Packing according to
B4065	B39941-B4065-U810	C61157-A7-A72	F61074-V8101-Z000

Electrostatic Sensitive Device (ESD)

Maximum ratings

Operable temperature range	T	- 40/+ 85	°C	
Storage temperature range	T_{stg}	- 40/+ 85	°C	
DC voltage	V_{DC}	0	V	
Source power	P_s	0	dBm	source impedance 200 Ω


SAW Components
B4065
Low-Loss Filter
940,0 MHz
Data Sheet
Characteristics

Operating temperature range: $T_A = -20 \dots +85 \text{ }^\circ\text{C}$
 Terminating source impedance: $Z_S = 200 \ \Omega$
 Terminating load impedance: $Z_L = 200 \ \Omega$

		min.	typ.	max.	
Nominal frequency	f_N	—	940,0	—	MHz
Minimum insertion attenuation	α_{\min} $f_N \pm 10,0 \text{ MHz}$	—	2,5	3,0	dB
Amplitude ripple in passband (p-p)	$\Delta\alpha$ $f_N \pm 10,0 \text{ MHz}$	—	0,7	1,3	dB
Passband width					
$\alpha_{\text{rel}} \leq 1,0 \text{ dB}$	$B_{1,0\text{dB}}$	—	24,5	—	MHz
$\alpha_{\text{rel}} \leq 3,0 \text{ dB}$	$B_{3,0\text{dB}}$	—	30	—	MHz
Group delay ripple (p-p)	$\Delta\tau$ $f_N \pm 10,0 \text{ MHz}$	—	25	50	ns
Input/Output VSWR ($f_N \pm 10 \text{ MHz}$)		—	1,7	2,0	
Relative attenuation (relative to α_{\min})	α_{rel}				
$f_N - 820 \text{ MHz} \dots f_N - 640,0 \text{ MHz}$		20	70	—	dB
$f_N - 640 \text{ MHz} \dots f_N - 240 \text{ MHz}$		23	60	—	dB
$f_N - 240 \text{ MHz} \dots f_N - 48,5 \text{ MHz}$		40	50	—	dB
$f_N - 48,5 \text{ MHz} \dots f_N - 31,5 \text{ MHz}$		34	36	—	dB
$f_N - 31,5 \text{ MHz} \dots f_N - 28 \text{ MHz}$		30	40	—	dB
$f_N - 20,0 \text{ MHz}$		6	20	—	dB
$f_N + 25 \text{ MHz} \dots f_N + 28 \text{ MHz}$		17	24	—	dB
$f_N + 28 \text{ MHz} \dots f_N + 31,5 \text{ MHz}$		24	31	—	dB
$f_N + 31,5 \text{ MHz} \dots f_N + 58 \text{ MHz}$		30	36	—	dB
$f_N + 58 \text{ MHz} \dots f_N + 62 \text{ MHz}$		52	55	—	dB
$f_N + 62 \text{ MHz} \dots f_N + 110 \text{ MHz}$		40	55	—	dB
$f_N + 110 \text{ MHz} \dots f_N + 130 \text{ MHz}$		53	60	—	dB
$f_N + 130 \text{ MHz} \dots f_N + 2160 \text{ MHz}$		35	45	—	dB
$f_N + 2160 \text{ MHz} \dots f_N + 4260 \text{ MHz}$		15	25	—	dB
Input IP3	$f_N \pm 10,0 \text{ MHz}$	20	—	—	dBm
Temperature coefficient of frequency	TC_f	—	-36	—	ppm/K



SAW Components

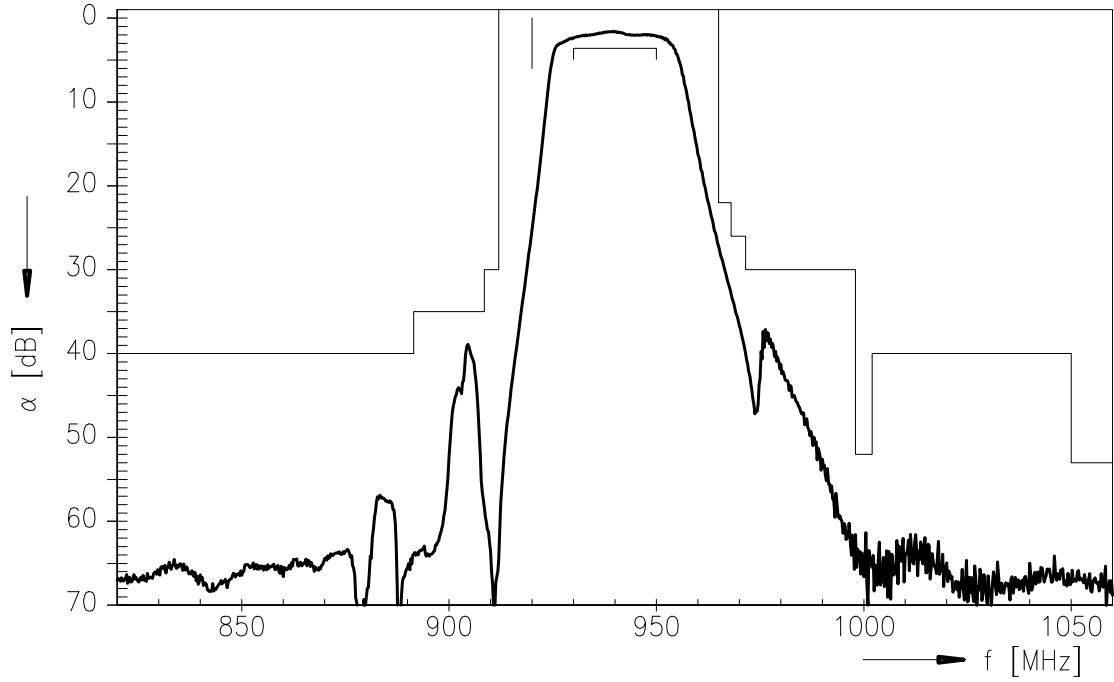
B4065

Low-Loss Filter

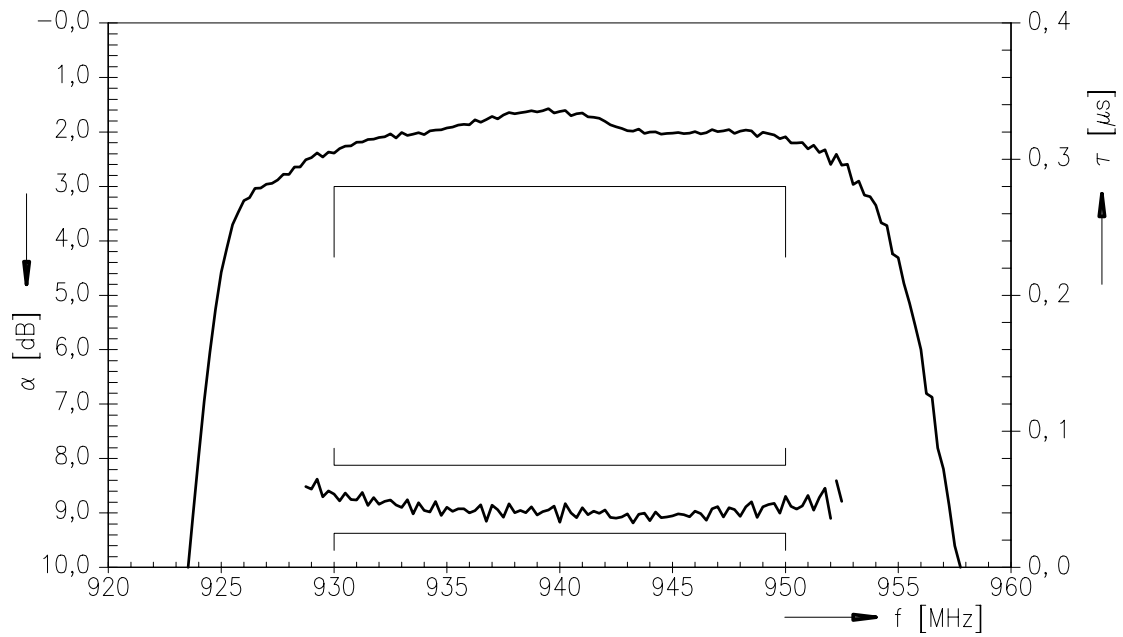
940,0 MHz

Data Sheet

Transfer Function (Narrowband)



Transfer Function (Passband)





SAW Components

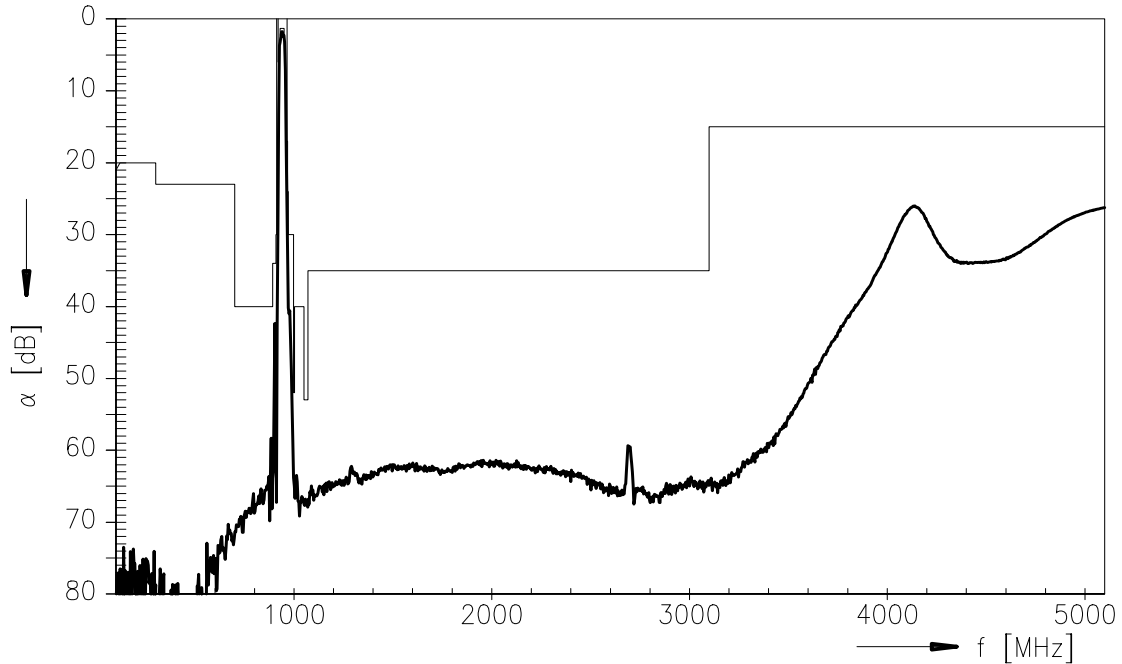
B4065

Low-Loss Filter

940,0 MHz

Data Sheet

Transfer Function (Wideband)



Published by EPCOS AG

SAW MC WT. P.O. Box 80 17 09, 81617 Munich, GERMANY

TEL +49 89 636 09, FAX (0 89) 636-2 26 89

© EPCOS AG 2002. Reproduction, publication and dissemination of this brochure and the information contained therein without EPCOS' prior express consent is prohibited.

Purchase orders are subject to the General Conditions for the Supply of Products and Services of the Electrical and Electronics Industry recommended by the ZVEI (German Electrical and Electronic Manufacturers' Association), unless otherwise agreed.

This brochure replaces the previous edition.

For questions on technology, prices and delivery please contact the Sales Offices of EPCOS AG or the international Representatives.

Due to technical requirements components may contain dangerous substances. For information on the type in question please also contact one of our Sales Offices.